



TECHNICAL DATA / FEATURES

- dimensions: 100x100x76
- luminous flux of the LED module: 3000 lm, 2500 lm
- luminous flux of the lamp: 2400 lm, 2000 lm
- maximum power: 30W, 29W
- nominal voltage: 12V-24V DC
- permissible power supply voltage: 10.5V-30V DC
- source of light: 6 x LED
- colour temperature: 5000-7000K
- light distribution angle: 66° x 22°
- IP rating: IP67, IP69K, IP66
- work temperature: -40°C - +80°C
- housing's material: aluminium/plastic
- lens' material: plastic
- built-in connectors: AMP Faston 250, Deutsch DT, AMP SuperSeal 1.5
- other: protection:
 - against overheating
 - against reverse polarisation



ADDITIONAL INFORMATION

Work lamps are used to illuminate working space near vehicles, tractors, slow-moving machines and any other places where indicated voltage is available.

The lamps comply with EMC Directive 2004/108/EC. They do not emit electromagnetic interference as well as they are resistant to it's influence.

Correct polarity required.

Mounting: as a freestanding on body panels. They can be installed in any position (standing, hanging, on side).

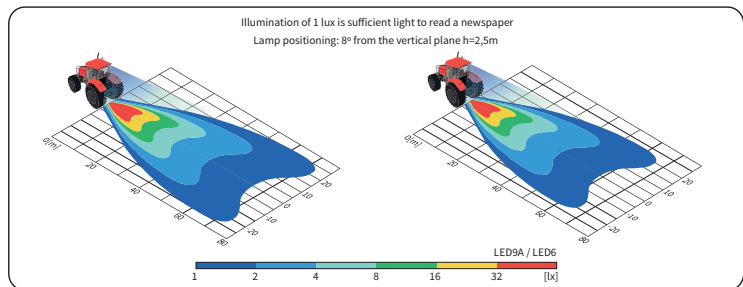
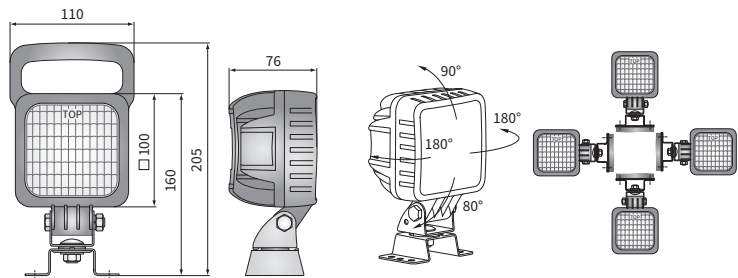
The bracket parts are made of Inox steel.

It is possible to install needed connectors for a version with cable (on request).

Useful parts while installing:

- deutsch plug DT06-2S 2-pin - cat. No. A.07135
- AMP SuperSeal 1,5 plug 2-pin - cat. No. A.07137
- AMP Faston 250 plug 2-pin - cat. No. A.07138

DIMENSIONS



| Cat. number | Luminous flux | | | | IP rating | Accessories | Connectors | | | | | | | |
|--------------------|---------------|---------|---------|---------|-----------|--------------------|----------------|------------|-------------------|-----------|-------------------|--|--|---|
| | 3000 lm | 2500 lm | 2000 lm | 1500 lm | | | AMP Faston 250 | Deutsch DT | AMP SuperSeal 1,5 | Cap / Pin | | | | |
| LED9A.53720 | ✓ | | | | IP66 | LED module 12V-24V | omega bracket | handle | cable 0,5 m | switch | | | | |
| LED9A.53782 | ✓ | | | | IP67 | LED module 12V-48V | omega bracket | handle | cable 0,5 m | switch | | | | |
| LED9A.53726 | ✓ | | | | IP69K | LED module 12V-24V | omega bracket | handle | cable 0,5 m | switch | AMP Faston 250 | | | 2 |
| LED9A.53727 | ✓ | | | | IP66 | LED module 12V-48V | omega bracket | handle | cable 0,5 m | switch | Deutsch DT | | | 2 |
| LED9A.53728 | ✓ | | | | IP67 | LED module 12V-24V | omega bracket | handle | cable 0,5 m | switch | AMP SuperSeal 1,5 | | | 2 |
| LED9A.53730 | ✓ | | | | IP69K | LED module 12V-24V | omega bracket | handle | cable 0,5 m | switch | AMP SuperSeal 1,5 | | | 2 |
| LED9A.53736 | ✓ | | | | IP66 | LED module 12V-48V | omega bracket | handle | cable 0,5 m | switch | AMP Faston 250 | | | 2 |
| LED9A.53737 | ✓ | | | | IP67 | LED module 12V-24V | omega bracket | handle | cable 0,5 m | switch | Deutsch DT | | | 2 |
| LED6.49820 | | ✓ | | | IP66 | LED module 12V-24V | omega bracket | handle | cable 0,5 m | switch | AMP SuperSeal 1,5 | | | 2 |
| LED6.49882 | | ✓ | | | IP67 | LED module 12V-48V | omega bracket | handle | cable 0,5 m | switch | AMP SuperSeal 1,5 | | | 2 |
| LED6.49826 | | ✓ | | | IP69K | LED module 12V-24V | omega bracket | handle | cable 0,5 m | switch | AMP SuperSeal 1,5 | | | 2 |
| LED6.49827 | | ✓ | | | IP66 | LED module 12V-48V | omega bracket | handle | cable 0,5 m | switch | AMP SuperSeal 1,5 | | | 2 |
| LED6.49828 | | ✓ | | | IP67 | LED module 12V-24V | omega bracket | handle | cable 0,5 m | switch | AMP SuperSeal 1,5 | | | 2 |
| LED6.49830 | | ✓ | | | IP69K | LED module 12V-24V | omega bracket | handle | cable 0,5 m | switch | AMP SuperSeal 1,5 | | | 2 |
| LED6.49836 | | ✓ | | | IP66 | LED module 12V-48V | omega bracket | handle | cable 0,5 m | switch | AMP SuperSeal 1,5 | | | 2 |
| LED6.49837 | | ✓ | | | IP67 | LED module 12V-24V | omega bracket | handle | cable 0,5 m | switch | AMP SuperSeal 1,5 | | | 2 |



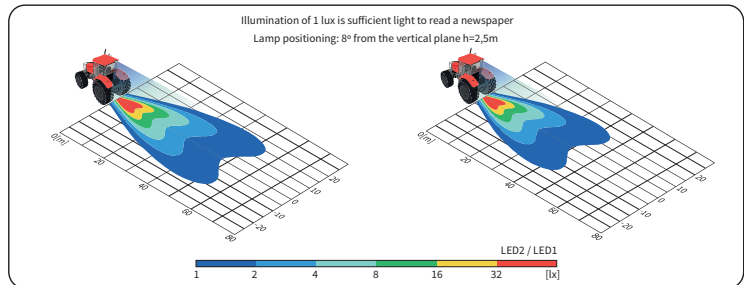
TECHNICAL DATA / FEATURES

- dimensions: 100x100x76
- luminous flux of the LED module: 2000 lm, 1500 lm
- luminous flux of the lamp: 1600 lm, 1200 lm
- maximum power: 25W, 19W
- nominal voltage: 12V-24V DC, 12V-48V DC
- permissible power supply voltage: 10.5V-30V DC, 10.5V-60V DC
- source of light: 6 x LED
- colour temperature: 5000-7000K
- light distribution angle: 66° x 22°
- IP rating: IP67, IP69K, IP66
- work temperature: -40°C - +80°C
- housing's material: aluminium/plastic
- lens' material: plastic
- built-in connectors: AMP Faston 250, Deutsch DT, AMP SuperSeal 1.5
- other: protection:
 - against overheating
 - against reverse polarisation



ADDITIONAL INFORMATION

DIMENSIONS



| Cat. number | Luminous flux | | | | IP rating | Accessories | Connectors |
|-------------------|---------------|---------|---------|---------|-----------|--------------------|-------------------|
| | 3000 lm | 2500 lm | 2000 lm | 1500 lm | | | |
| LED2.47520 | | | ✓ | | IP66 | LED module 12V-24V | AMP Faston 250 |
| LED2.47582 | | | ✓ | | IP67 | LED module 12V-48V | Deutsch DT |
| LED2.47526 | | | ✓ | | IP69K | omega bracket | AMP SuperSeal 1.5 |
| LED2.47527 | | | ✓ | | | handle | Cap / Pin |
| LED2.47528 | | | ✓ | | | cable 0,5 m | |
| LED2.47530 | | | ✓ | | | switch | |
| LED2.47536 | | | ✓ | | | | |
| LED2.47537 | | | ✓ | | | | |
| LED2.47570 | | | ✓ | | | | |
| LED2.47576 | | | ✓ | | | | |
| LED2.47577 | | | ✓ | | | | |
| LED1.46820 | | | ✓ | | | | |
| LED1.46882 | | | ✓ | | | | |
| LED1.46826 | | | ✓ | | | | |
| LED1.46827 | | | ✓ | | | | |
| LED1.46829 | | | ✓ | | | | |
| LED1.46830 | | | ✓ | | | | |
| LED1.46883 | | | ✓ | | | | |
| LED1.46836 | | | ✓ | | | | |
| LED1.46837 | | | ✓ | | | | |
| LED1.46860 | | | ✓ | | | | |
| LED1.46886 | | | ✓ | | | | |
| LED1.46866 | | | ✓ | | | | |
| LED1.46867 | | | ✓ | | | | |
| LED1.46870 | | | ✓ | | | | |
| LED1.46887 | | | ✓ | | | | |
| LED1.46876 | | | ✓ | | | | |
| LED1.46877 | | | ✓ | | | | |